

Geogrid Details

Classic 6

Place geogrid in next 8" layer of block in a manner to reinforce gaps left by previous layer of geogrid.

Min. 3" of soil between overlapped geogrid (typ.)

Place geogrid in next layer of block with the main reinforcement running 90° to the previous direction below. Place within curve only.

Additional geogrid overlap extend wall height / 4

H/4

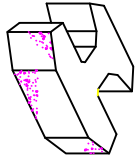
Place geogrid in next layer of block with the main reinforcement running 90° to the previous direction below.



This drawing is furnished for preliminary design purposes only, and should not be used for final design drawings or construction drawings without the certification of a professional engineer registered in the state in which the wall will be constructed





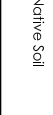
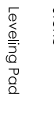
No.	Date.	Revision.	By.

PREPARED BY:



ROCKWOOD
RETAINING WALLS
A better way™

LEGEND

	Impervious Compacted Fill		3/4\" Cushed Stone
	Compacted Fill		Leveling Pad
	Native Soil		Geogrid

Project name:	XX	Prepared for:	CCC
Project location:	YY	Drawn by:	DDD
Drawing description:	Geogrid Details	Checked by:	
		Sheet # of \$	
		Date: MM/DD/YYYY	
		Project Number: WWWPRO#	