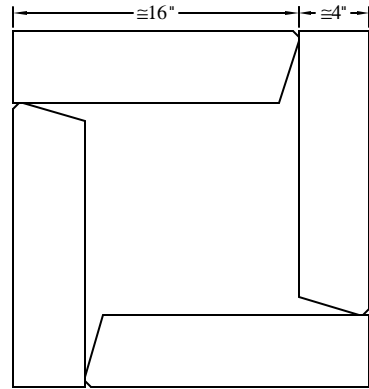


Classic 20" Column

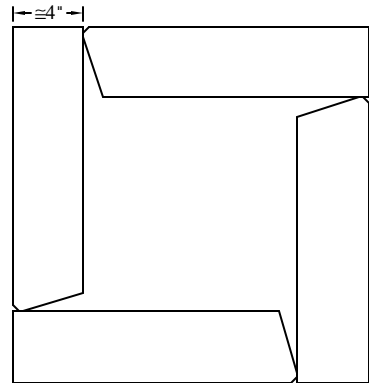
Classic 8

Notes:

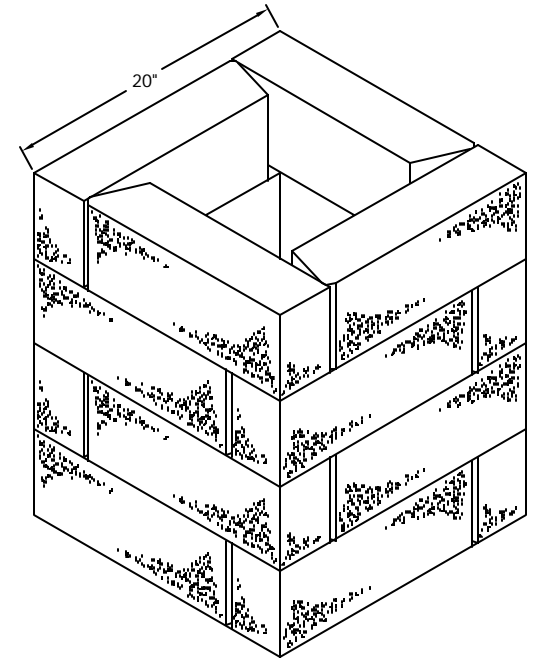
1. 6" or 8" classic straight face base block; 18" colonial base block.
2. If regular classics are used, anchor bar and stacking bar need to be removed.
3. Using super stik adhere each course to the block below.
4. 3rd course would look like 1st. 4th course would look like 2nd. continue pattern.
5. Split or saw tail of block off.



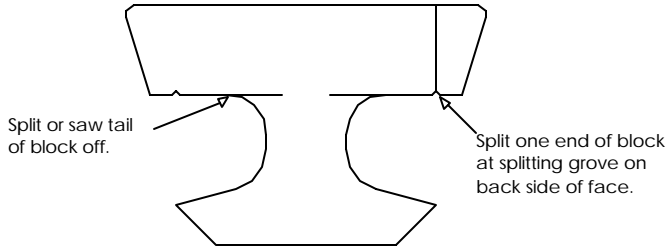
1st course



2nd course



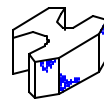
Note: Reinforcement should be designed by structural engineer if column height exceeds 6'.



This drawing is furnished for preliminary design purposes only, and should not be used for final design drawings or construction drawings without the certification of a professional engineer registered in the state in which the wall will be constructed.

No.	Date.	Revision.	By.

Prepared by:



ROCKWOOD
RETAINING WALLS
A better way

Legend



XX	CCC
YY	DDD
Classic 20" Column	# \$
	IMM/DD/YYYY
	WWWPRO#

CCC
DDD
\$
IMM/DD/YYYY
WWWPRO#