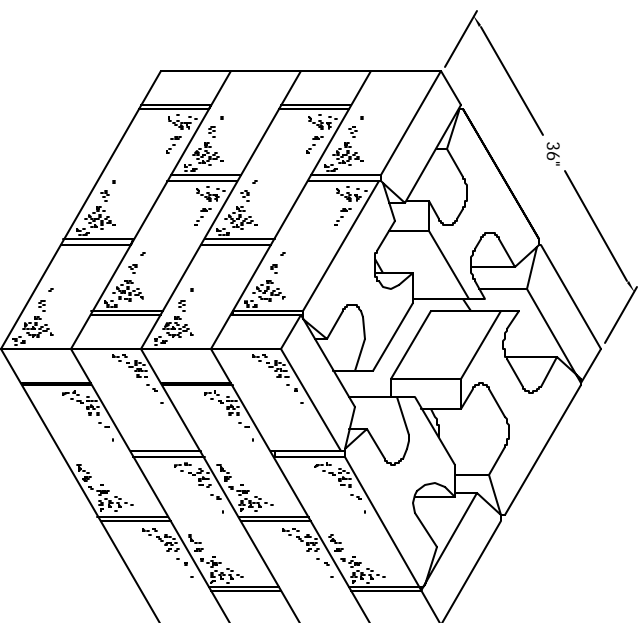
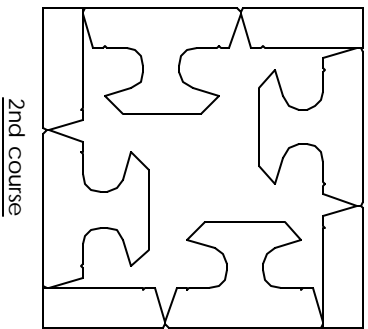
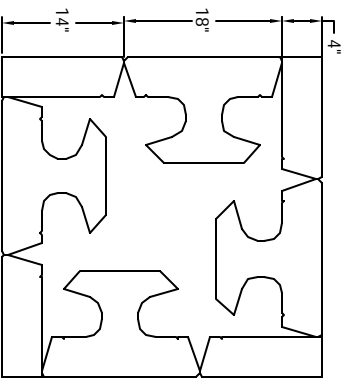
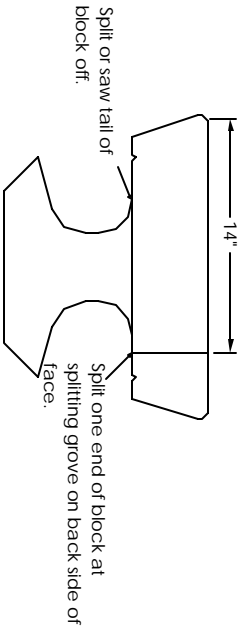


Classic 36" Column Classic 8

Notes:

1. 6" or 8" classic straight face base block; 18" colonial base block.
2. If regular classics are used anchor bar and stacking bar need to be removed.
3. Using super silk adhere each course to the block below.
4. 3rd course would look like 1st and 4th course would look like 2nd. continue pattern.
5. Split or saw tail of block off.



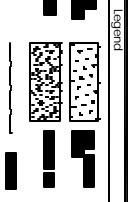

Note: Reinforcement should be designed by structural engineer if column height exceeds 8':

This drawing is furnished for preliminary design purposes only, and should not be used for final design drawings or construction drawings without the certification of a professional engineer registered in the state in which the wall will be constructed.

No.	Date	Revision	By



ROCKWOOL
RETAINING WALLS
A Rockwool Group



Classic 36" Column

CCC
DDD

\$
I/M/D/YYYY
I/W/V/P/R/#