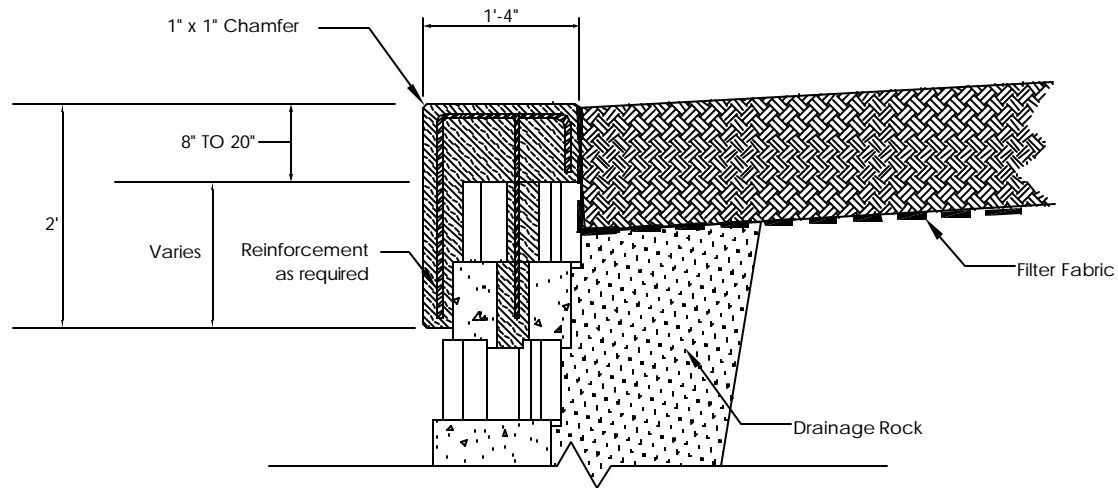


# Overhang Coping Detail

## Classic 8



Note:

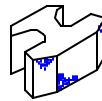
- 1) Maintain appropriate cover on all rebar
- 2) Full expansion joints shall be placed at wall radius and bend points
- 3) Insure wall steps are covered by coping

Scale: None

This drawing is furnished for preliminary design purposes only, and should not be used for final design drawings or construction drawings without the certification of a professional engineer registered in the state in which the wall will be constructed


No.	Date.	Revision.	By.

DESIGNED BY



**ROCKWOOD**  
RETAINING WALLS  
A BETTER WAY

Legend



XX	CCC
YY	DDD
	# S
	MM/DD/YYYY
	WWWPRO#

Overhang Coping Detail