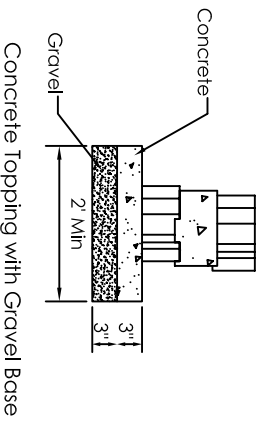
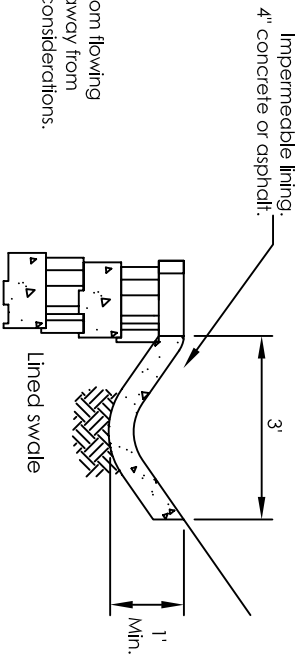


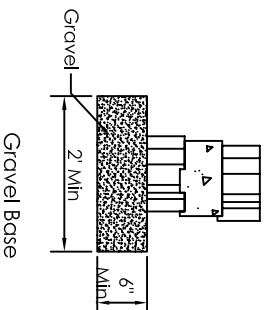
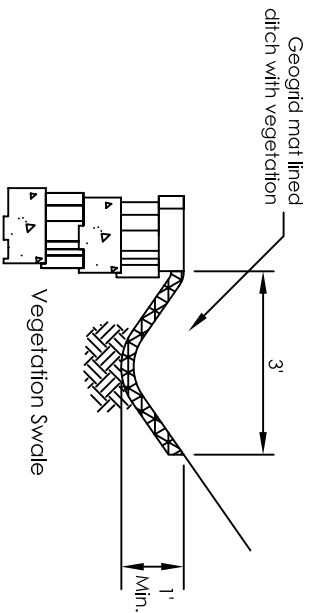
Brow Ditch & Leveling Pad Details

Classic Colonial

Required to divert surface runoff from flowing over face of wall, to divert water away from back of wall area, and for safety considerations.



Leveling Pad Options
Scale: None



Drain Ditch Options
Scale: None

This drawing is furnished for preliminary design purposes only, and should not be used for final design drawings or construction drawings without the certification of a professional engineer registered in the state in which the wall will be constructed.

No.	Date	Revision	By



ROCKWOOD
RETAINING WALLS
A better way.



Legend

- Impermeable Compacted Fill
- 3/4" Crushed Stone
- Leveling Pad
- Geogrid

Project Name:	XXX	Prepared for:	CCC
Project Location:	YY	Drawn by:	DDD
Brow Ditch & Leveling Pad Details		Sheet #	of \$
		Date: MM/DD/YYYY	
		Project Number:	WWWPRO#