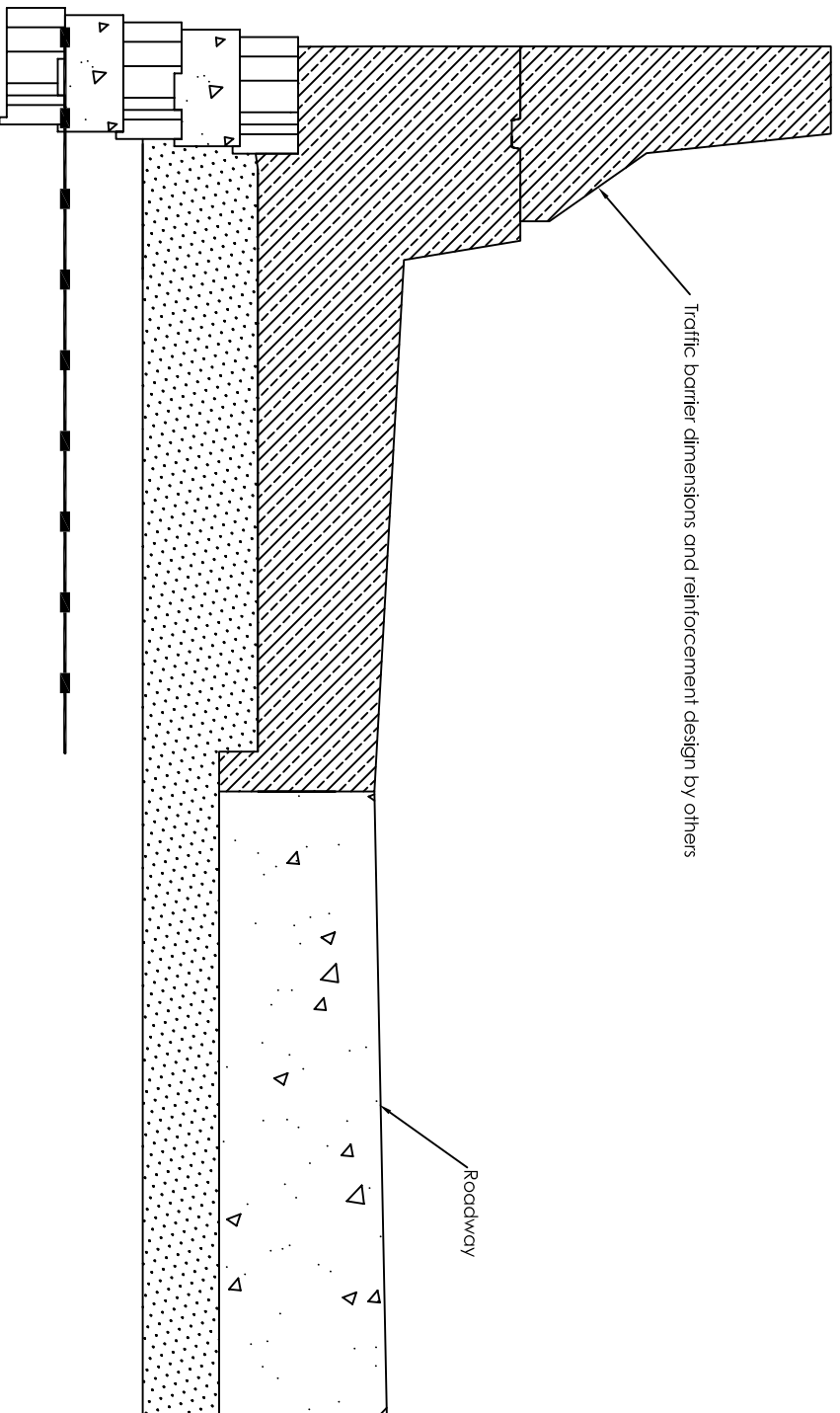


# Traffic Barrier

## Classic Colonial



Traffic barrier dimensions and reinforcement design by others

Roadway


Scale: None

This drawing is furnished for preliminary design purposes only, and should not be used for final design drawings or construction drawings without the certification of a professional engineer registered in the state in which the wall will be constructed.

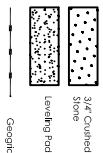
No.	Date	Revision	By



**ROCKWOOD**  
RETAINING WALLS  
*A better way*



Legend  
 Compacted Fill  
 Native Soil



3/4\"/>
 Leveling Rod  
 Gauge

Project Name		Prepared for	CCC
Project Location		Drawn by	DDD
Drawing Description	Traffic Barrier	Sheet #	
		of	
		Scale	MM/DD/YYYY
		Sheet Number	WWWPRO#