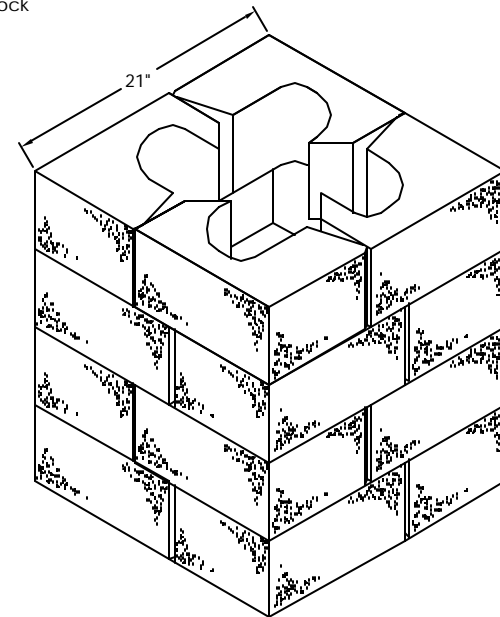
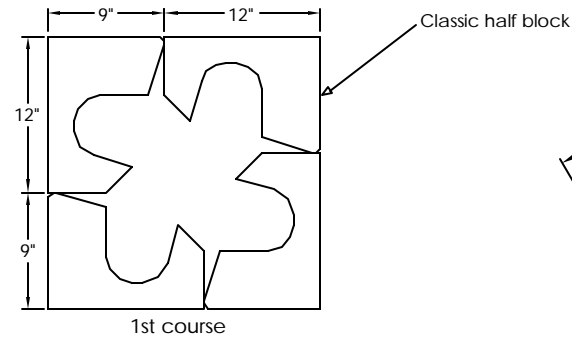


# Classic 21" Column

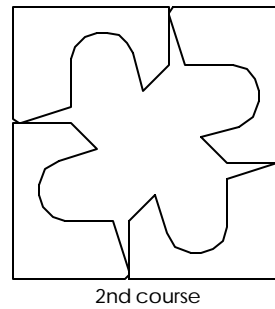
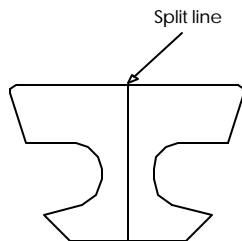
## Classic 8

**Notes:**

1. 6" of 8" classic straight face base block.
2. If regular classics are used, anchor bar and stacking bar need to be removed.
3. Use super stik. adhere each course to the blocks below.
4. 3rd course would look like 1st. 4th course would look like 2nd. continue pattern.

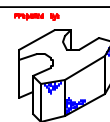


NOTE: Reinforcement to be designed by structural engineer if column height exceeds 6'.




This drawing is furnished for preliminary design purposes only, and should not be used for final design drawings or construction drawings without the certification of a professional engineer registered in the state in which the wall will be constructed

No.	Date	Revision	By



**ROCKSOLID**  
RETAINING WALLS  
*A Better Way!*

**Legend**



XX	CCC
YY	DDD
	# S
	IMM/DD/YYYY
	IWWWPRO#

Classic 21" Column