




# PREMIER 6 RETAINING WALL



BLUESTONE

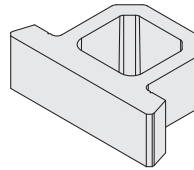


ONYX



SANTA FE

- Easy-to-handle for increased efficiencies in the field
- Straight-thru core design; cores fill quickly & easily — void/fill coefficients: 0.011CY (.017 tons)
- Straight-split face, 0.50" (4.7) setback
- Ability to construct tight radius turns
- Cap 4" Universal, Contemporary or Chiseled Cap
- Available by layer or pallet



**ROCKWOOD**  
RETAINING WALLS  
*A better way.*

Blocks	Dimensions	Face Area	Weight	Units/Layer	Layers	Units/Pallet	Pallet Weight
Premier 6	18 x 12 x 6" H	0.74 sq. ft.	43.5 lbs.	9	5	45 (33.3 sq. ft.)	2,010 lbs.
Corner (solid)	18 x 9 x 6" H	0.66 sq. ft.	74.5 lbs.	5	4	20 (13.2 sq. ft.)	1,540 lbs.

Dimensions shown are nominal.

Manufactured by:



7200 Broadway Ave. N, Rochester, MN 55906  
Phone: 507-288-8850  
[rochesterpcp.com](http://rochesterpcp.com)



©Copyright 2025. All Rights Reserved. This information has been prepared for the benefit of customers interested in Rochester Concrete Products. It was reviewed carefully prior to publication. Rochester Concrete Products assumes no liability for its accuracy or completeness. Final determination of the suitability of any information or material for the use contemplated, or for its manner of use, is the sole responsibility of the user. 125